

a·light

ALIGN



Architectural lighting system

There's an infinite amount of configurations and lighting designs available thanks to Align's modules, mounting options and adaptability.

Accommodating life's changes

Align's modules are completely removable and can be repositioned at any time after installation.

Integrated uplight

The suspended Align, ALG2, features integrated uplight with independent dimming control.

Discreet placement

Linear accessories add precision lighting without direct sight line to the light source.

Linear illumination

Customize your linear ambient lighting with three lens options: HE Tech™, Baffled Optic 55° and Baffled Optic 22°.

All about angles

The two Alta projectors are available with narrow, medium and wide beam angles. Swivel the projector head as needed to light your subject.

Edge to edge, down and up

The Edge module is available in 4 lengths and can be adjusted on-site to a dropped position.

Mounting Options

Align is available in recessed, surface, and suspended mounting options.



ALIGN 3
Suspended

a·light

Suspended disbelief

A small profile lighting system with magnetic accessories, integrated indirect illumination and power supply. Prepare to amaze.

Power options

Drivers can be installed remotely in a recessed box or inserted directly in the system for easy access and simple installation.

Indirect illumination

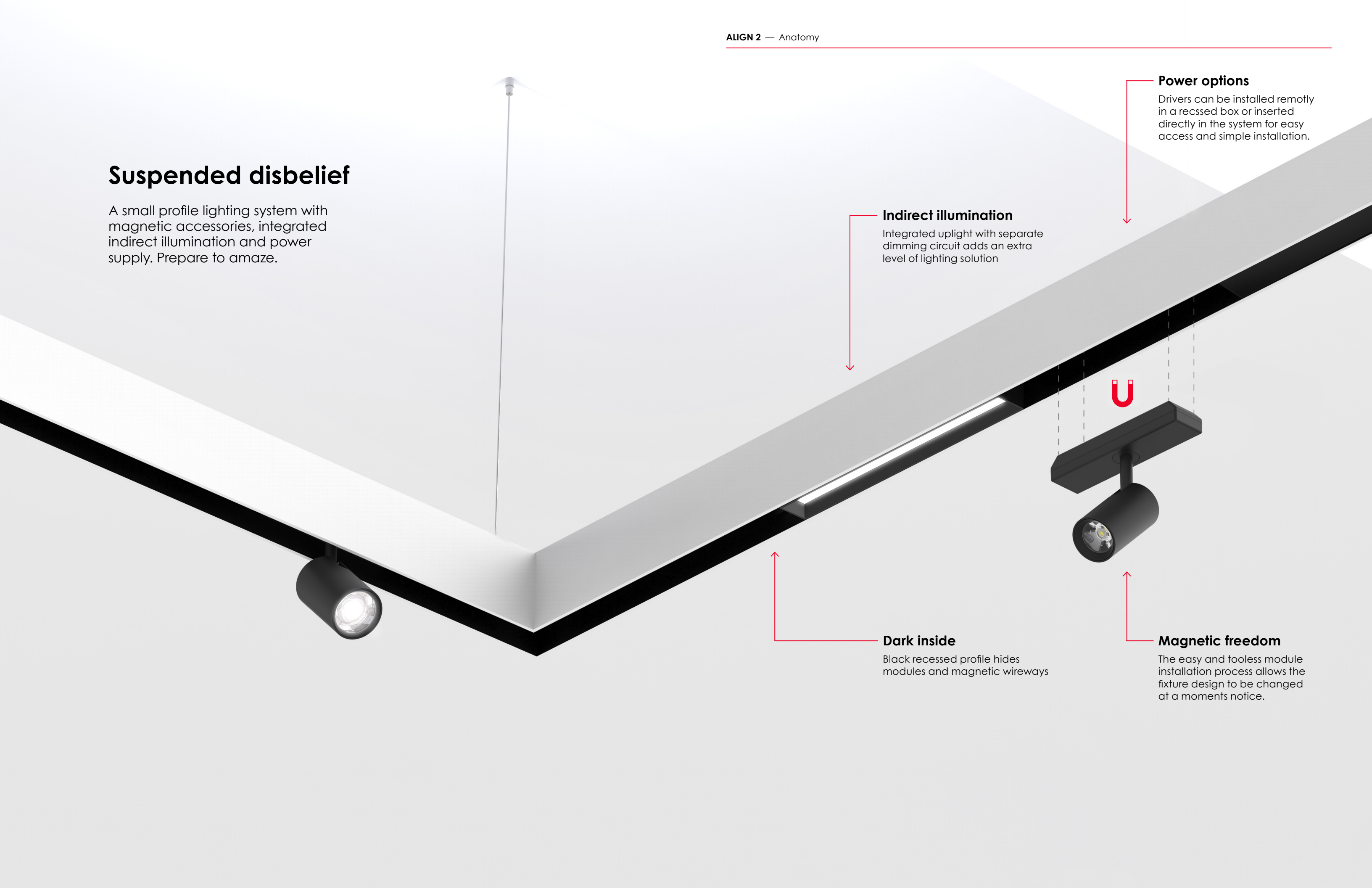
Integrated uplight with separate dimming circuit adds an extra level of lighting solution

Dark inside

Black recessed profile hides modules and magnetic wireways

Magnetic freedom

The easy and toolless module installation process allows the fixture design to be changed at a moments notice.





ALIGN 5
Recessed

a·light

Vanishing act

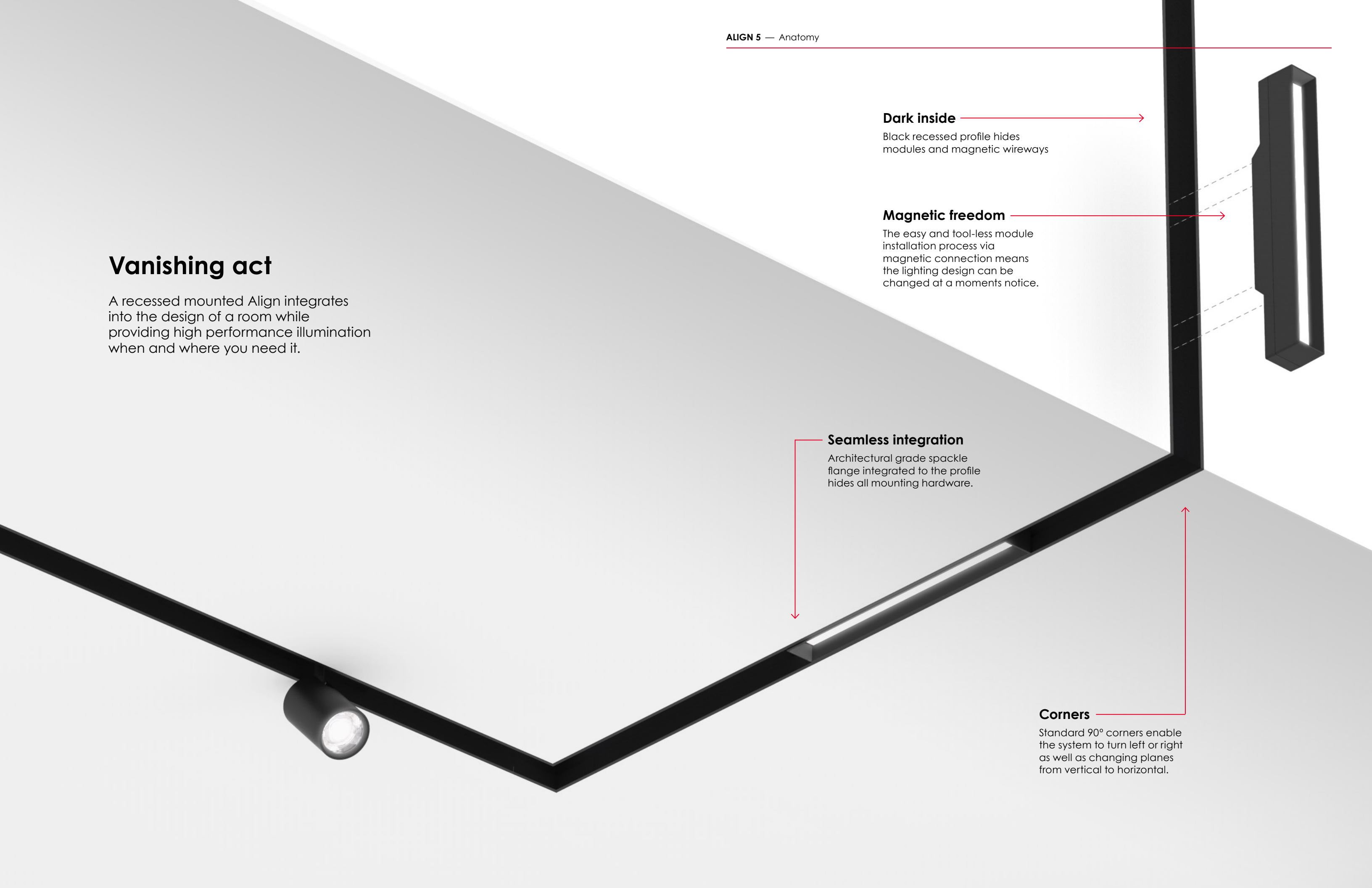
A recessed mounted Align integrates into the design of a room while providing high performance illumination when and where you need it.

Dark inside —————→
Black recessed profile hides modules and magnetic wireways

Magnetic freedom —————→
The easy and tool-less module installation process via magnetic connection means the lighting design can be changed at a moments notice.

Seamless integration
Architectural grade spackle flange integrated to the profile hides all mounting hardware.

Corners —————↑
Standard 90° corners enable the system to turn left or right as well as changing planes from vertical to horizontal.

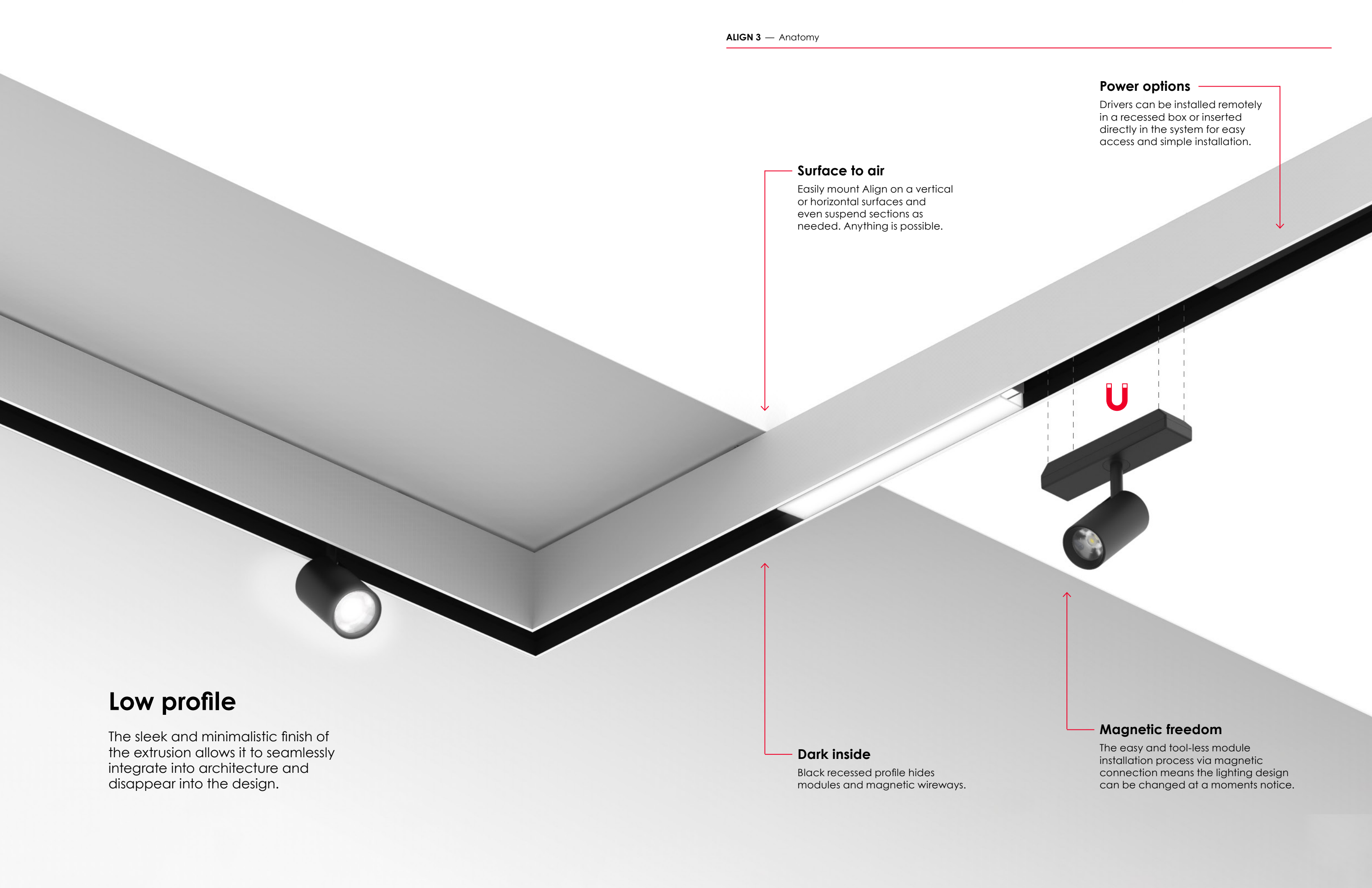




ALIGN 3

Surface

a · l i g h t



Low profile

The sleek and minimalistic finish of the extrusion allows it to seamlessly integrate into architecture and disappear into the design.

Surface to air

Easily mount Align on a vertical or horizontal surfaces and even suspend sections as needed. Anything is possible.

Power options

Drivers can be installed remotely in a recessed box or inserted directly in the system for easy access and simple installation.



Dark inside

Black recessed profile hides modules and magnetic wireways.

Magnetic freedom

The easy and tool-less module installation process via magnetic connection means the lighting design can be changed at a moments notice.

Baffled optics

Ultra discreet optics project a precise illumination as needed. Choose from three options: HE Tech™, Baffled Optic 55° and Baffled Optic 22°.

Easy come, easy go

Integrated design allows for easy and safe removal of the magnetic accessory.

Precision linear optics

Offered with Baffled Optic 22°, Baffled Optic 55°, or with a high efficiency diffuse lens (HE Tech™).

Double baffle

Secondary baffle regressed directly into the accessory's body hides the direct line of sight to the light source to help reduce glare.

Mix it up

Create your unique lighting configuration – mix and match accessories as needed.

Spot on

Alta is an highly configurable magnetic projector accessory for Align. It offers ultimate control over its light source.



Size & optics

Combine two projector sizes (Ø45mm, Ø55mm) with three available beam angles for maximum light control.



ALTA45

Smaller diameter projector (Ø45mm) produces up to 1100 delivered lumens.

ALTA55

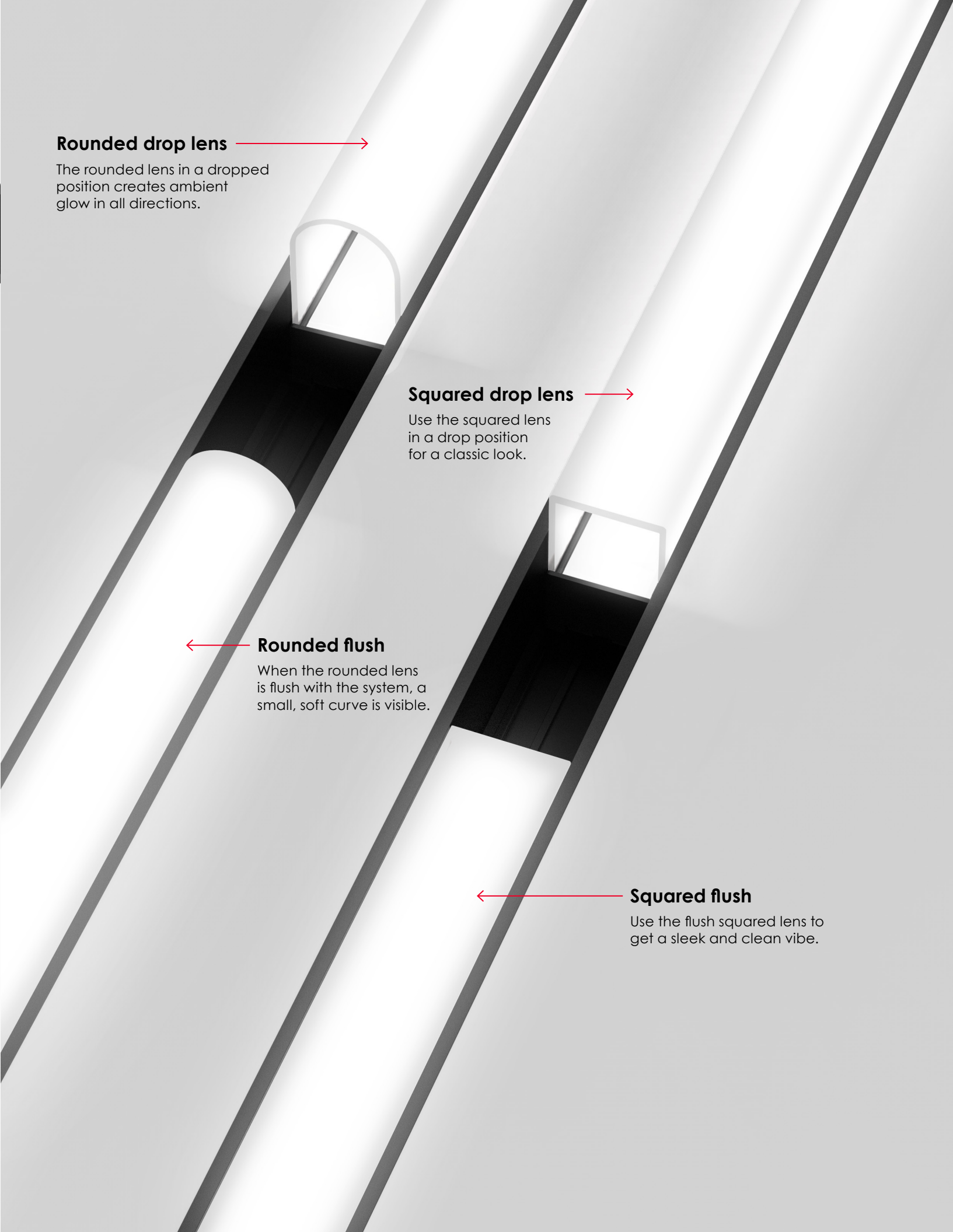
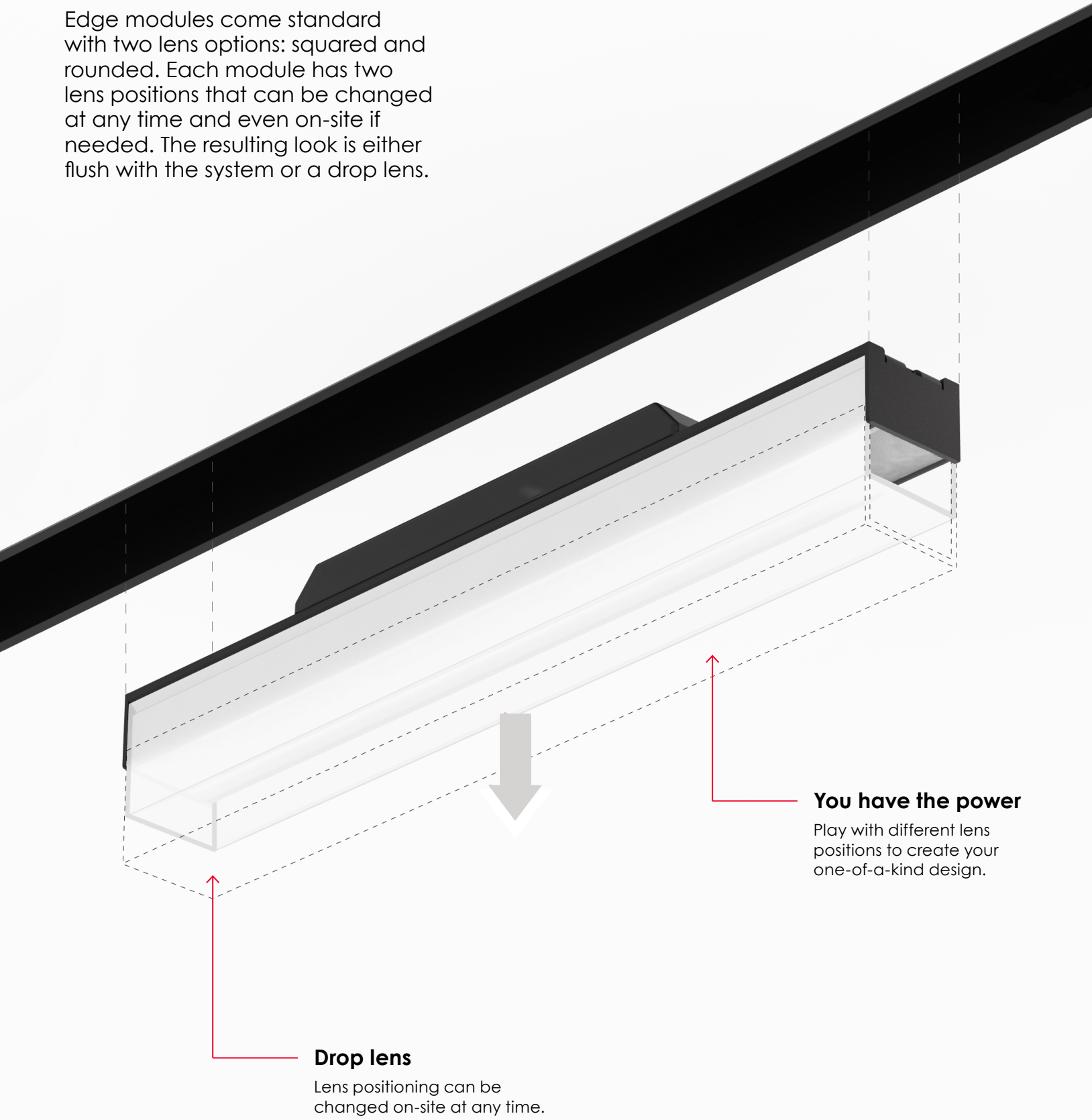
Ø55mm magnetic projector accessory for Align system produces up to 1600 delivered lumens.

Two diameters

Create your unique lighting configuration with the powerful Alta projector accessories.

Uniquely versatile

Edge modules come standard with two lens options: squared and rounded. Each module has two lens positions that can be changed at any time and even on-site if needed. The resulting look is either flush with the system or a drop lens.



Mix & Match

Use the drop lens position for a glow effect and the flush position for streamlined lighting.

Play with lengths

Edge modules are available in 1 ft., 2 ft., 3 ft., and 4 ft. lengths.

ALIGN 5

Recessed





ALIGN 2, 3 & 5

Suspended with uplight, surface & recessed

a·light



ALIGN 2

Suspended with uplight

a·light



Control made easy

Align comes with several control options: Choose from nLight Wireless (AIR) or Wired lighting control solutions, wireless Casambi, or through standard 0-10V dimming with dual circuit.



ALIGN 2

Suspended with upright



a·light

AcuityBrands.

3728 Maritime Way,
Oceanside CA, 92056

760-727-7675

alights.com